



District Report Card: 2017


State: Jharkhand	District: Hazaribag
Class: 8	Subject: Language
Schools: 48	Students: 1284


Participation/Coverage


Students

<div>GENDER</div> <div></div>	Boys		Girls	
	Number	%	Number	%
	529	41.20	755	58.80

<div>AREA</div> <div></div>	Rural		Urban	
	Number	%	Number	%
	1204	93.77	80	6.23

<div>CATEGORY</div> <div></div>	SC		ST		OBC		GEN	
	Number	%	Number	%	Number	%	Number	%
	223	17.37	53	4.13	953	74.22	55	4.28

<div>CWSN</div> <div></div>	LD	VI	HI	S&LD	ID	Oth
	1	3	0	4	0	56

<div>Management</div> <div></div>	Government		Government-aided	
	Number	%	Number	%
	1224	95.33	60	4.67

Average Performance of Students in Language (%)

Overall	Gender		Area		Management		Social Group			
	Male	Female	Rural	Urban	Govt.	Aided	SC	ST	OBC	GEN
65.90	67.39	64.87	65.68	69.33	66.14	61.00	60.99	68.81	66.41	74.18

Performance on Learning Outcomes (LOs)

Learning Outcomes	Description	Average Performance(%)
L813	Read textual/non-textual materials with comprehension and identifies the details, characters, main idea and sequence of ideas and events while reading	65.90

Range of Performance of Students who Answered Correctly							
Below 30%		30% - 50%		50% - 75%		Above 75%	
Number	%	Number	%	Number	%	Number	%
92	7.17	192	14.95	553	43.07	447	34.81

Lowest Performing Learning Outcomes (LOs)

1 - Read textual/non-textual materials with comprehension and identifies the details, characters, main idea and sequence of ideas and events while reading (65.90)